

Scaled data based on original data using
LM-79-08 Approved Method: Electrical and Photometric Measurements of Solid-
State Lighting Products

Test Report Prepared for
Cooper Lighting Solutions
(formerly Eaton)

Brand: McGRAW-EDISON

Report Number: P386507

Luminaire Tested: **GWC-SA2A-830-U-T2**

Issue Date: 3/3/2020

Test Information

Test Method: LM-79-08
Report Number: P386507
TEST IS SCALED FROM IESNA LM-79-08 TEST DATA (G2-1903-205-12)
Test Lab: INNOVATION CENTER
Issue Date: 3/3/2020
Manufacturer: COOPER LIGHTING SOLUTIONS (FORMERLY EATON)
Product Line: MCGRAW-EDISON
Catalog Number: GWC-SA2A-830-U-T2
Description: GALLEON WALL LUMINAIRE
(2) 80 CRI, 3000K, 615mA LIGHTSQUARES WITH 16 LEDS EACH AND TYPE II OPTICS
Light Source: -
Ballast/Driver: ELECTRONIC DRIVER

Summary

Lumens per Lamp: N/A
Luminaire Lumens: 7583 lumens
Efficiency: N/A
Efficacy: 114.9 lumens/watt
Luminous Opening: Rectangular (W 1' x L: 0.5' x H: 0')
IES Classification: Type III - Medium
BUG Rating: B1 - U0 - G2

Input Watts (W): 66
Input Voltage (V): NR
Input Current (Ain): NR
Voltage Rise (V): NR
Power Factor: NR
Total Harmonic Distortion (THDi): NR
Frequency (hertz): 60
Stabilization Time: NR
Operation Time: NR
Ambient Temperature (°C): NR
Test Distance: 24 FT

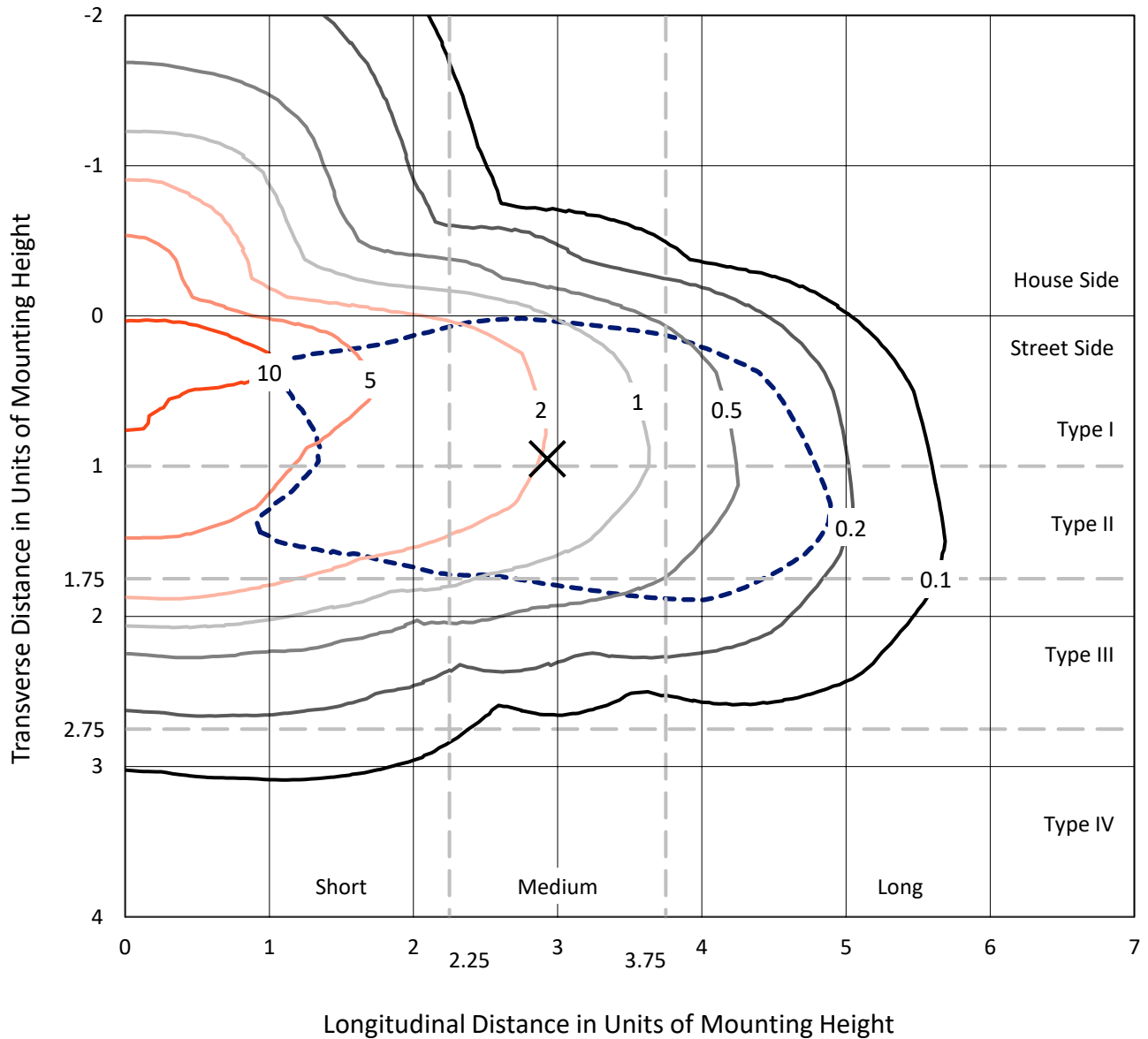




REPORT NUMBER: P386507
 CATALOG NUMBER: GWC-SA2A-830-U-T2

Iso-Footcandle Lines of Horizontal Illumination

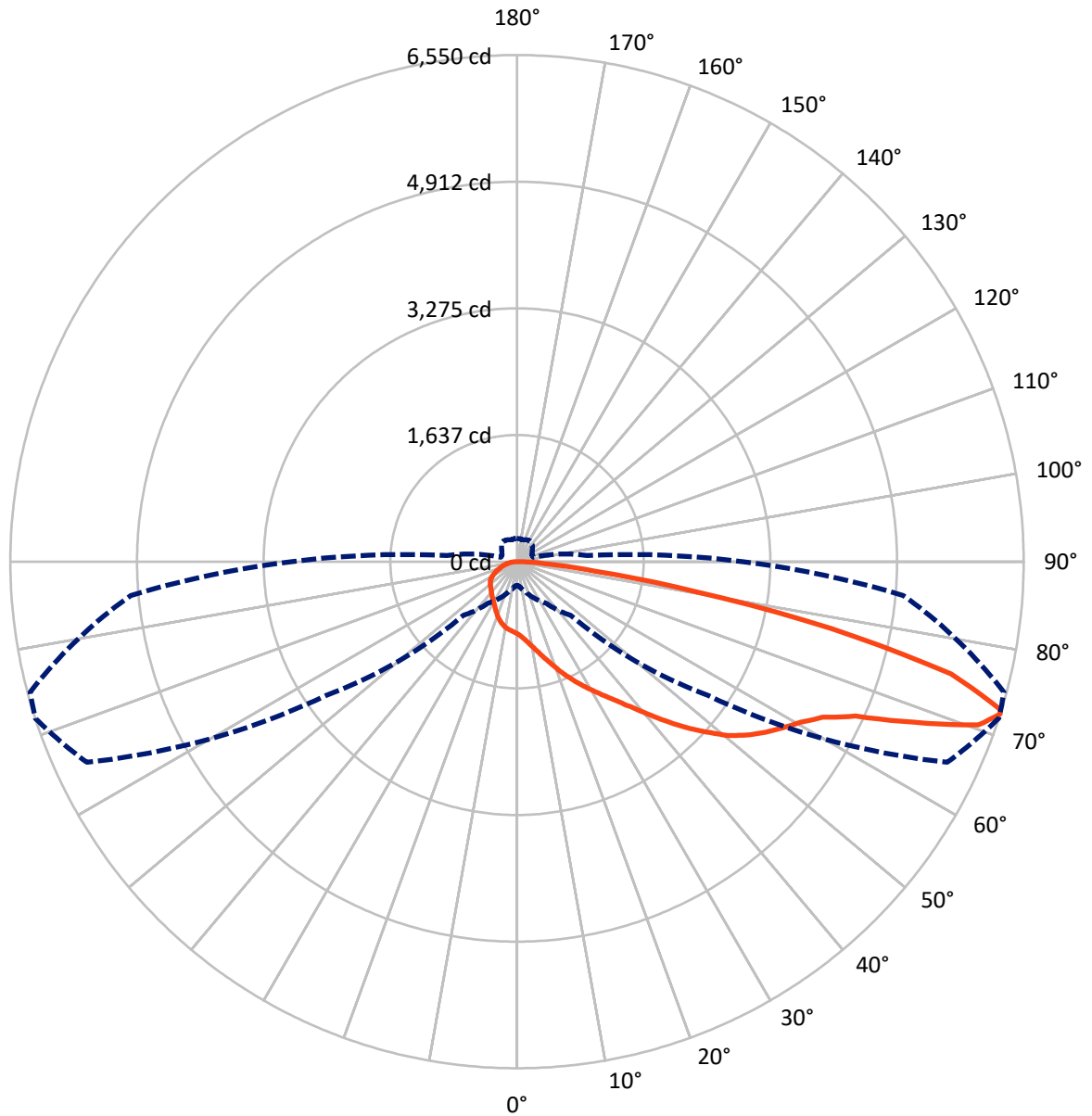
✕ Max cd
 - - - 1/2 Max cd



Based on 10 foot mounting height. Maximum calculated value = 12.9 fc
 Type III - Medium - N/A

REPORT NUMBER: P386507
CATALOG NUMBER: GWC-SA2A-830-U-T2

Luminous Intensity Polar Plot



— Vertical Plane Through 72-Deg Lateral - - - Horizontal Cone Through 72-Deg Vertical



REPORT NUMBER: P386507
 CATALOG NUMBER: GWC-SA2A-830-U-T2

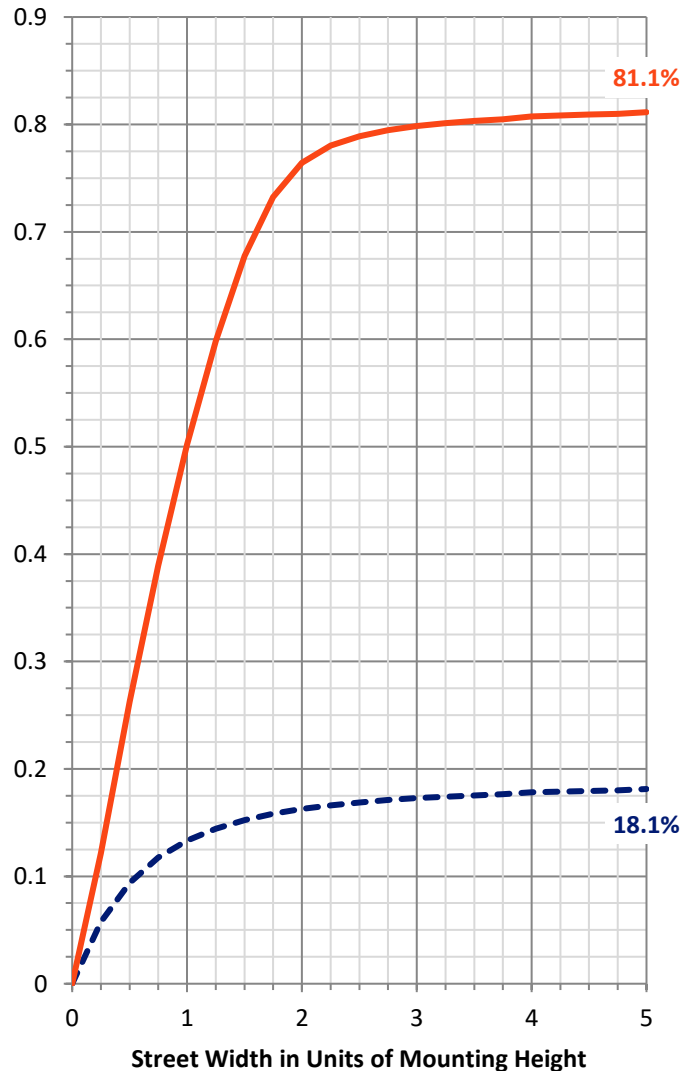
FLUX DISTRIBUTION:

		Downward	Upward	Total
House Side	Lumens	1406.7	0.0	1406.7
	% Fixture	18.6	0.0	18.6
Street Side	Lumens	6176.3	0.0	6176.3
	% Fixture	81.4	0.0	81.4
Total	Lumens	7583.0	0.0	7583.0
	% Fixture	100.0	0.0	100.0

ZONAL LUMENS:

Zone	Lumens	% Fixture
0°-10°	93.5	1.2
10°-20°	302.1	4.0
20°-30°	529.3	7.0
30°-40°	784.8	10.4
40°-50°	1147.9	15.1
50°-60°	1579.5	20.8
60°-70°	1758.5	23.2
70°-80°	1191.5	15.7
80°-90°	195.8	2.6
90°-100°	0.0	0.0
100°-110°	0.0	0.0
110°-120°	0.0	0.0
120°-130°	0.0	0.0
130°-140°	0.0	0.0
140°-150°	0.0	0.0
150°-160°	0.0	0.0
160°-170°	0.0	0.0
170°-180°	0.0	0.0
0°-90°	7583.0	100.0
0°-180°	7583.0	100.0

Coefficient of Utilization



REPORT NUMBER: P386507

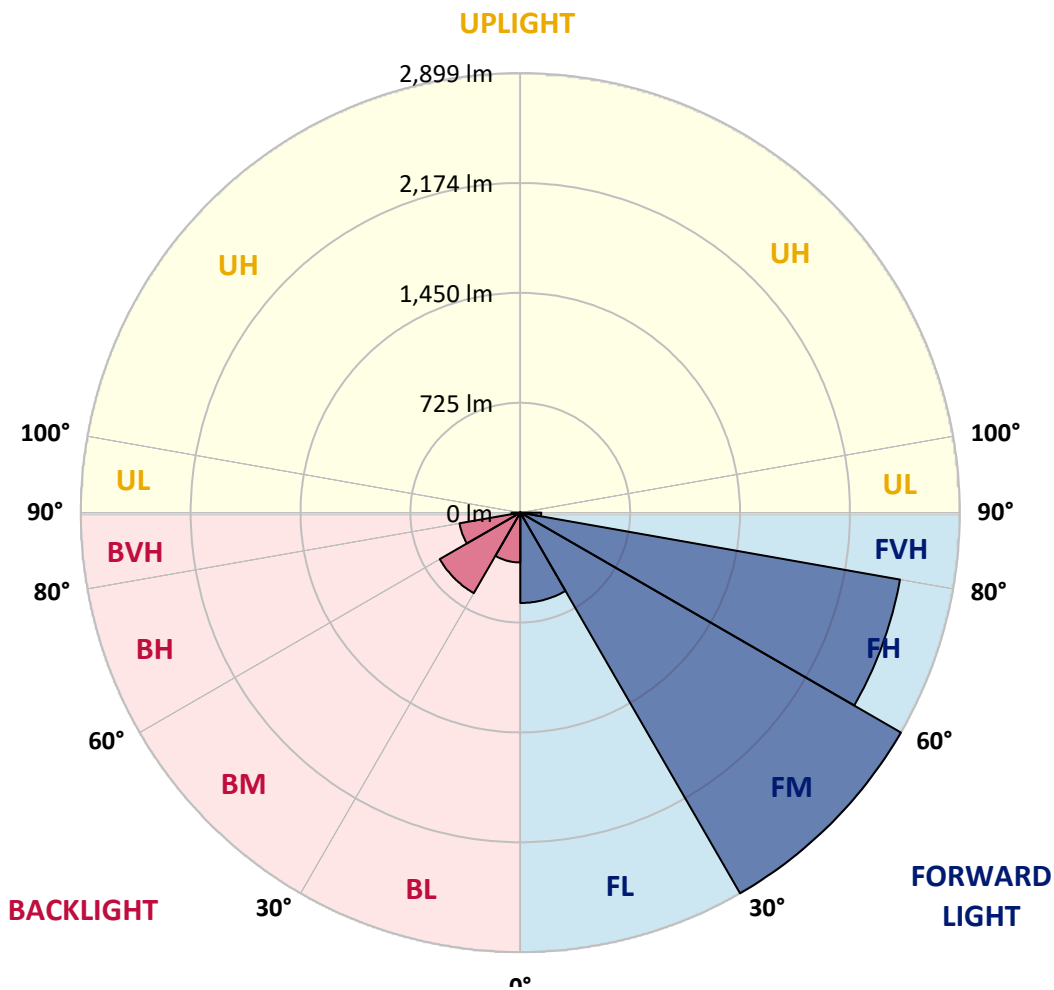
CATALOG NUMBER: GWC-SA2A-830-U-T2

LUMINAIRE CLASSIFICATION SYSTEM LUMEN TABLE AND BUG RATING:

Zone	Lumens	% Fixture	Zone Rating/Lumen Limit		
			B	U	G
FL (0°-30°)	596.1	7.9			
FM (30°-60°)	2899.1	38.2			
FH (60°-80°)	2543.0	33.5			G2/5000
FVH (80°-90°)	138.1	1.8			G2/225
BL (0°-30°)	328.8	4.3	B1/500		
BM (30°-60°)	613.2	8.1	B1/1000		
BH (60°-80°)	407.0	5.4	B1/500		G1/500
BVH (80°-90°)	57.7	0.8			G1/100
UL (90°-100°)	0.0	0.0		U0/0	
UH (100°-180°)	0.0	0.0		U0/0	

BUG Rating: B1-U0-G2

Type III Medium





REPORT NUMBER: P386507

CATALOG NUMBER: GWC-SA2A-830-U-T2

CANDELA DISTRIBUTION (FULL):

	0°	5°	15°	25°	35°	45°	55°	65°	72°	75°	85°
0°	932.9	932.9	932.9	932.9	932.9	932.9	932.9	932.9	932.9	932.9	932.9
2.5°	1030.6	1029.0	1023.5	1023.5	1013.1	1004.2	987.5	976.2	962.9	958.2	942.6
5°	1130.3	1130.8	1124.0	1119.3	1103.9	1085.1	1056.7	1030.8	1005.0	994.5	962.4
7.5°	1214.1	1213.1	1211.2	1207.3	1193.0	1173.6	1135.3	1096.9	1058.8	1043.1	987.7
10°	1267.9	1270.2	1271.8	1273.6	1267.6	1253.8	1217.5	1170.8	1120.9	1099.5	1018.0
12.5°	1295.1	1299.2	1306.5	1319.1	1329.0	1327.4	1301.1	1251.4	1192.2	1165.3	1055.9
15°	1311.0	1316.5	1327.9	1350.4	1378.3	1394.3	1387.2	1342.3	1276.3	1243.1	1102.1
17.5°	1320.9	1325.3	1343.1	1373.1	1414.6	1456.9	1475.5	1437.9	1371.3	1333.4	1155.1
20°	1327.7	1331.1	1353.3	1388.5	1442.3	1509.7	1561.4	1552.0	1476.0	1426.9	1210.5
22.5°	1342.8	1345.7	1366.9	1402.4	1461.9	1548.8	1644.1	1658.2	1586.4	1530.8	1269.7
25°	1385.1	1385.1	1402.9	1427.7	1483.6	1582.8	1714.1	1776.5	1699.2	1634.5	1324.6
27.5°	1465.8	1465.0	1471.6	1480.2	1522.5	1617.2	1776.5	1881.0	1816.2	1745.4	1377.8
30°	1561.4	1566.6	1567.4	1563.2	1583.0	1660.3	1834.2	1991.1	1934.0	1857.7	1432.4
32.5°	1684.3	1687.7	1683.8	1670.0	1667.1	1721.4	1890.9	2106.5	2061.4	1975.0	1482.3
35°	1840.5	1834.0	1821.7	1793.5	1766.6	1803.1	1955.6	2222.0	2204.5	2116.7	1550.9
37.5°	2007.9	2008.1	1993.0	1929.0	1891.9	1907.6	2044.9	2352.8	2377.6	2285.4	1638.9
40°	2142.1	2149.1	2158.5	2074.4	2026.4	2048.1	2158.5	2504.5	2582.3	2485.4	1753.5
42.5°	2235.8	2243.9	2270.5	2217.8	2167.9	2208.1	2292.2	2666.3	2812.0	2716.2	1887.7
45°	2335.0	2339.4	2358.2	2335.5	2303.7	2394.3	2442.8	2834.0	3055.1	2962.2	2037.9
47.5°	2439.4	2444.1	2463.5	2448.3	2431.6	2568.2	2600.0	2991.9	3288.0	3232.4	2198.2
50°	2568.4	2571.6	2589.8	2562.4	2567.6	2699.2	2740.5	3136.8	3532.1	3475.2	2359.0
52.5°	2744.4	2745.2	2770.5	2745.7	2721.2	2795.3	2861.4	3273.4	3723.5	3696.6	2519.9
55°	2882.3	2890.6	2973.7	2968.4	2954.3	2882.5	2962.4	3403.4	3894.3	3907.1	2690.6
57.5°	2794.3	2826.9	2995.1	3113.6	3229.0	3099.5	3099.0	3549.9	4053.0	4113.6	2878.4
60°	2447.3	2491.7	2739.5	3002.4	3363.5	3477.1	3382.5	3728.8	4213.4	4318.3	3113.6
62.5°	1747.8	1820.9	2156.7	2576.5	3179.1	3727.2	3959.6	4012.6	4431.4	4555.4	3419.4
65°	883.6	938.9	1220.4	1726.1	2540.0	3563.7	4586.7	4634.0	4810.2	4920.4	3890.1
67.5°	536.8	557.7	695.0	960.1	1557.2	2776.0	4791.4	5669.8	5543.4	5601.9	4561.4
70°	395.6	411.0	496.6	637.6	895.6	1629.0	4163.2	6408.9	6325.9	6319.4	5057.5
72°	308.1	319.3	395.0	515.1	654.8	977.3	3017.5	6136.1	6549.9	6517.0	5012.1
72.5°	292.2	302.1	371.0	484.9	618.8	885.9	2713.1	5952.0	6533.7	6518.9	4953.3
75°	230.0	237.1	274.7	374.9	484.3	502.6	1486.7	4612.6	5796.1	6037.1	4455.1
77.5°	190.3	191.4	211.2	272.8	377.5	355.4	730.3	3200.3	4150.4	4415.4	3155.9
80°	155.1	156.4	165.8	191.4	285.6	262.9	346.7	1840.2	2323.8	2326.7	1500.8
82.5°	123.5	123.8	134.2	139.9	205.2	188.0	198.7	864.0	1015.4	976.8	539.4
85°	86.9	85.1	131.1	114.9	134.2	120.6	109.7	342.0	419.8	401.6	168.9
87.5°	29.0	30.0	58.2	74.4	78.3	68.4	48.8	131.1	158.5	157.2	53.5
90°	0.0	0.0	0.0	0.0	0.0	0.0	0.0	0.0	0.0	0.0	0.0



REPORT NUMBER: P386507
 CATALOG NUMBER: GWC-SA2A-830-U-T2

CANDELA DISTRIBUTION (continued):

	90°	95°	105°	115°	125°	135°	145°	155°	165°	175°	180°
0°	932.9	932.9	932.9	932.9	932.9	932.9	932.9	932.9	932.9	932.9	932.9
2.5°	937.6	929.3	917.0	903.4	892.7	881.7	873.6	869.5	864.8	860.8	865.5
5°	947.5	931.9	905.8	880.2	861.4	844.7	832.6	826.4	820.6	816.7	817.2
7.5°	963.7	938.4	894.5	857.2	831.1	813.1	800.8	796.6	793.0	791.9	793.2
10°	980.9	943.6	879.6	830.0	800.3	785.4	779.9	782.8	785.4	787.7	790.3
12.5°	1000.5	948.3	858.0	798.2	772.9	767.1	772.6	785.1	794.3	799.7	803.1
15°	1026.1	952.5	832.9	766.3	749.4	755.9	774.4	796.1	812.0	822.2	823.8
17.5°	1049.6	952.2	800.8	734.2	730.3	749.4	777.3	807.8	829.3	843.6	846.5
20°	1073.9	945.2	763.5	702.9	711.0	742.3	778.6	815.4	841.3	858.0	861.9
22.5°	1096.6	932.9	722.5	674.4	694.8	732.9	773.6	811.0	836.8	850.4	854.6
25°	1112.0	911.5	680.9	650.4	680.4	721.4	757.4	787.5	806.8	813.6	814.6
27.5°	1119.9	883.6	641.8	629.5	665.5	702.6	727.4	742.3	747.8	747.3	746.2
30°	1120.9	846.7	608.1	612.5	648.3	674.9	686.7	683.8	676.8	664.8	665.8
32.5°	1117.5	805.2	579.9	596.4	626.4	641.3	641.8	627.9	609.1	590.1	584.9
35°	1118.5	764.5	555.1	578.1	599.7	606.3	600.3	579.9	554.3	529.8	524.5
37.5°	1130.0	729.0	533.7	556.9	570.2	571.8	563.2	541.8	523.0	499.0	496.9
40°	1157.5	703.7	513.3	533.2	540.7	541.5	529.2	514.1	515.7	502.9	502.6
42.5°	1206.8	692.7	495.3	508.4	513.1	514.6	505.2	495.6	509.1	500.8	497.9
45°	1270.5	695.3	480.2	484.1	492.7	500.0	494.3	482.5	487.7	451.4	439.4
47.5°	1344.1	712.0	468.2	463.2	478.1	491.9	483.0	465.3	446.7	410.7	403.9
50°	1430.3	737.9	457.2	442.6	462.1	480.9	472.1	446.7	418.8	401.3	399.0
52.5°	1520.1	769.5	446.2	419.8	442.0	472.6	468.2	442.6	408.1	390.9	387.7
55°	1621.9	801.3	432.4	393.5	420.4	468.7	466.3	427.4	400.0	390.3	388.0
57.5°	1748.6	837.6	414.1	366.1	400.0	454.6	447.3	418.3	391.6	384.3	383.6
60°	1913.6	891.1	387.7	336.8	375.2	432.9	431.3	405.0	378.3	373.1	372.1
62.5°	2161.1	979.6	351.4	307.6	347.5	396.1	410.4	386.9	364.2	364.0	364.5
65°	2544.9	1112.8	312.0	282.0	319.6	365.0	386.2	368.4	349.9	355.1	355.9
67.5°	2989.8	1223.2	273.4	256.9	291.1	335.5	364.2	349.9	330.8	344.4	344.7
70°	3137.9	1124.6	239.4	232.1	261.6	307.1	340.5	329.5	310.2	323.8	322.5
72°	2920.1	907.8	217.5	213.3	239.4	283.6	319.3	310.4	291.4	300.5	297.1
72.5°	2851.5	865.5	212.0	208.6	233.4	277.5	313.8	305.7	286.7	294.5	291.4
75°	2543.6	751.7	182.2	183.0	203.7	248.3	283.0	280.4	260.8	261.6	260.6
77.5°	1844.9	551.2	153.5	158.7	173.4	218.3	252.0	250.4	229.0	225.1	224.3
80°	856.1	281.2	125.1	127.4	142.6	182.5	214.9	212.8	195.6	190.6	187.7
82.5°	293.2	133.7	94.0	95.6	110.4	147.0	186.4	185.1	170.8	161.1	155.1
85°	104.7	66.6	65.8	64.2	78.9	115.7	162.4	155.4	134.2	114.4	113.8
87.5°	33.9	28.5	33.9	33.7	46.0	78.3	118.0	100.5	97.4	80.9	79.4
90°	0.0	0.0	0.0	0.0	0.0	0.0	0.0	0.0	0.0	0.0	0.0

Signify Classified - Internal
Cooper Lighting Solutions Photometric Lab
1121 Highway 74 South
Peachtree City, GA 30269

Scaled Data Report



Report Generated By 670245982

Signify Classified - Internal
Cooper Lighting Solutions Photometric Lab
1121 Highway 74 South
Peachtree City, GA 30269

Scaled Data Report



Signify Classified - Internal
Cooper Lighting Solutions Photometric Lab
1121 Highway 74 South
Peachtree City, GA 30269

Scaled Data Report



Signify Classified - Internal
Cooper Lighting Solutions Photometric Lab
1121 Highway 74 South
Peachtree City, GA 30269

Scaled Data Report



Signify Classified - Internal
Cooper Lighting Solutions Photometric Lab
1121 Highway 74 South
Peachtree City, GA 30269

Scaled Data Report



--- HS — SS

Signify Classified - Internal
Cooper Lighting Solutions Photometric Lab
1121 Highway 74 South
Peachtree City, GA 30269

Scaled Data Report



u

Signify Classified - Internal
Cooper Lighting Solutions Photometric Lab
1121 Highway 74 South
Peachtree City, GA 30269

Scaled Data Report



Signify Classified - Internal
Cooper Lighting Solutions Photometric Lab
1121 Highway 74 South
Peachtree City, GA 30269

Scaled Data Report



(END OF REPORT)